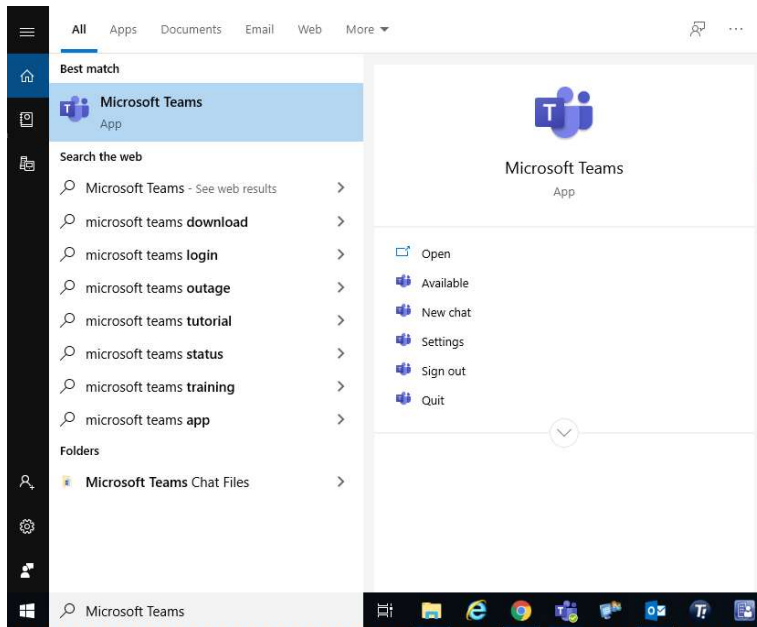
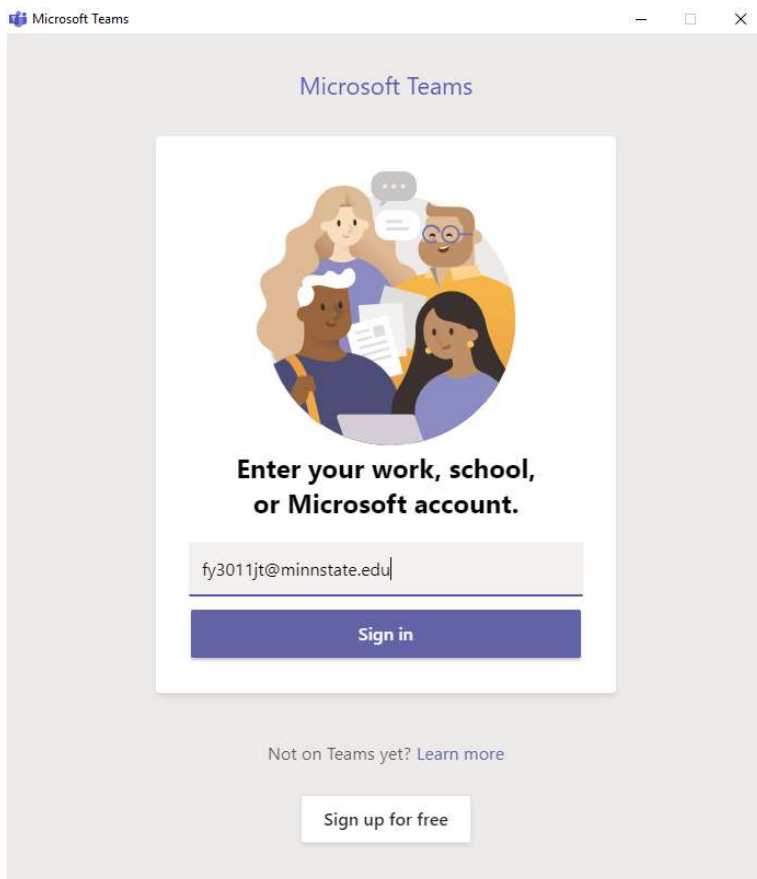


## First time opening Team:

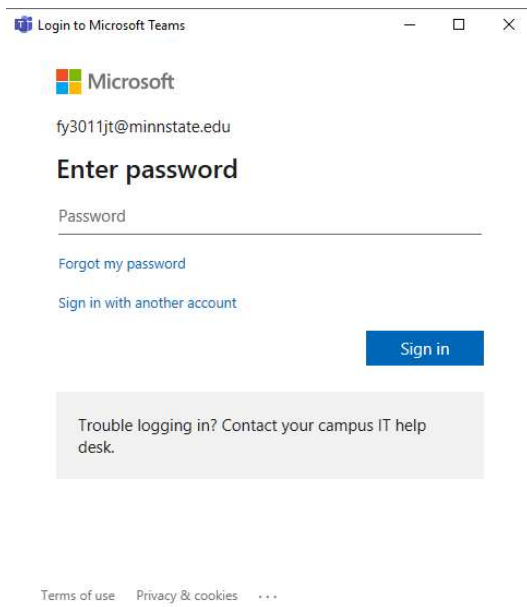
Search for Microsoft Teams and open it.



Enter email [starid@minnstate.edu](mailto:starid@minnstate.edu) > Sign In.



Then Enter StarID password.



The screenshot shows a browser window titled "Login to Microsoft Teams". The page features the Microsoft logo at the top left, followed by the email address "fy3011jt@minnstate.edu". Below this is the heading "Enter password" and a password input field. There are links for "Forgot my password" and "Sign in with another account". A blue "Sign in" button is positioned to the right of the password field. At the bottom of the page, there is a grey box with the text "Trouble logging in? Contact your campus IT help desk." and a footer with links for "Terms of use", "Privacy & cookies", and a menu icon.

Once signed in Teams will open.